



# FLETCHER

STAINLESS STEEL PRODUCTS



## PRODUCT CATALOG



## POLISH QUALITY



FLETCHER company owes the high quality of its products squad the best Polish engineers of production workers.

Our technology manufacturing drainage systems and the production of other steel solutions is developed in the shape of similar systems in the European Union.

## SOLID PRODUCTS




FLETCHER products is a guarantee of immunity and strength of steel combined with aesthetic appeal.

Our company provides products of stainless steel **AISI 304 or AISI 316L**. With such types of steel products they are extremely robust, particularly in terms of resistance fire and corrosion.

## GOOD PRICES



**FLETCHER** product prices are among the best on the market. By balancing the costs of production and quality of manufactured solutions and technology of its own - we are able to offer their customers a very good price offers.



FLETCHER



# Contents

## Informations

Fletcher's products	1
Advantages of <b>Fletch Pro</b> , <b>Smart</b> , <b>Mini</b> Floor Drains	2

## 1. Fletcher FLOOR DRAINS



### INDUSTRIAL -

<b>Fletch Pro</b> Floor Drains	3 - 6
<b>Fletch Smart</b> Floor Drains	7 - 8
<b>Fletch Mini</b> Floor Drains	8 - 22

## 2. Fletcher CHANNELS



<b>FLETCH INDUSTRIAL CHANNELS</b>	23 - 26
<b>FLETCH SLOT CHANNELS</b>	27 - 28

## 3. Fletcher RODDING EYES



<b>FLETCH RODDING EYES</b>	29
<b>FLETCH RODDING EYES</b> Covers	30
<b>FLETCH RODDING EYES</b> For filling	31

## 4. Fletcher FURNITURES



<b>FLETCH FURNITURES - Wardrobes</b>	32
<b>FLETCH FURNITURES - Tables</b>	33
<b>FLETCH - Sink-Tables</b>	34

# FLETCHER PRODUCTS



## FLOOR DRAINS CHANNELS

INDUSTRIAL -

## FLETCH RODDING EYES

## FLETCH FURNITURES

Fletch PRO  
FLOOR DRAINS

Fletch SMART  
FLOOR DRAINS

Fletch MINI  
FLOOR DRAINS

FLETCH RODDING EYES

FLETCH RODDING EYES

FLETCH FURNITURES - Wardrobes

FLETCH FURNITURES - Tables

FLETCH FURNITURES - Sink-tables

FLETCH INDUSTRIAL CHANNELS

FLETCH SLOT CHANNELS



## Advantages of FLETCH FLOOR DRAINS

### INDUSTRIAL FLOOR DRAINS

#### PROFESSIONAL FLOOR DRAINS

##### Fletch **PRO** PROFESSIONAL FLOOR DRAINS



- ✓ It has great throughput capacity liquid and solid waste of the small dimensions
- ✓ Functional thanks to the large siphon and variable diameters drain

##### Fletch **SMART** INTELLIGENT FLOOR DRAINS



#### INTELLIGENT FLOOR DRAINS

- ✓ It combines a good capacity of liquid with good price
- ✓ Reasonable hybrid system, because of cart collection (snap)

##### Fletch **MINI** ECONOMIC FLOOR DRAINS



#### ECONOMIC FLOOR DRAINS

- ✓ It has a capacity allowing smaller discharges of liquid and solid waste of smaller
- ✓ At a great price, due to lower overall dimensions of the product and strainers

## Fletcher FLOOR DRAINS

INDUSTRIAL - przemysłowe



### FLETCH PRO



Professional Floor Drains Fletch Pro we make from AISI 304 i AISI 316 stainless steel types.

In our catalogue are available in 4 standard Fletch Pro Floor Drains dimensions, we can make also this type of drainage system in almost every sizes.

### Standard sizes Fletch PRO Floor Drains:

- > Fletch Pro Industrial - **FPro-SQ-D-V1** - Profesional Floor Drain, VERTICAL, TYPE: 1-module
- > Fletch Pro Industrial - **FPro-SQ-D-H1** - Profesional Floor Drain, HORIZONTAL, TYPE: 1-module
- > Fletch Pro Industrial - **FPro-SQ-D-V2** - Profesional Floor Drain, VERTICAL, TYPE: 2-modules
- > Fletch Pro Industrial - **FPro-SQ-D-H2** - Profesional Floor Drain, HORIZONTAL, TYPE: 2-modules

3

4

5

6







**Professional Floor Drain**  
**Vertical**  
**Type: 1-module**



**Fletch Pro Industrial**  
**FPro-SQ-D-V1**

DRAINAGE POINT SYSTEM



Available with square  
Square top for easy installation  
plates.



High throughput and low  
fluid waste.

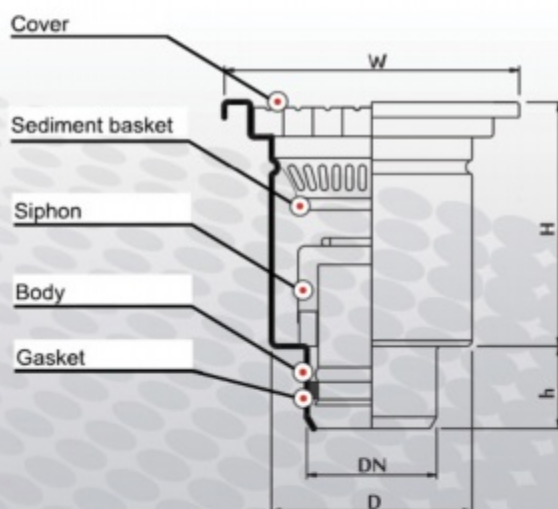


Featured by a large siphon  
and variable diameters  
drain.

**ACCESSORIES:**

- siphon/Trap
  - strainer
  - Grate
- (can choose: anti-slip mesh grating,  
ladder, plate and perforated sheet)

**2 years warranty**  
**on all Fletch Pro**  
**floor drains**



Symbol	W	H	h	DN	D
FPro-200SQ-D050-V1	200x200	200	70	50	168
FPro-200SQ-D075-V1	200x200	200	70	75	168
FPro-200SQ-D110-V1	200x200	200	70	110	168
FPro-250SQ-D110-V1	250x250	210	70	110	168
FPro-300SQ-D160-V1	300x300	210	70	160	250
FPro-400SQ-D200-V1	400x400	210	70	200	350





**Professional Floor Drain**  
**Horizontal**  
**Type: 1-module**



**Fletch Pro Industrial**  
**FPro-SQ-D-H1**

DRAINAGE POINT SYSTEM



Available with square  
 Square top for easy installation plates.



High throughput and low fluid waste.



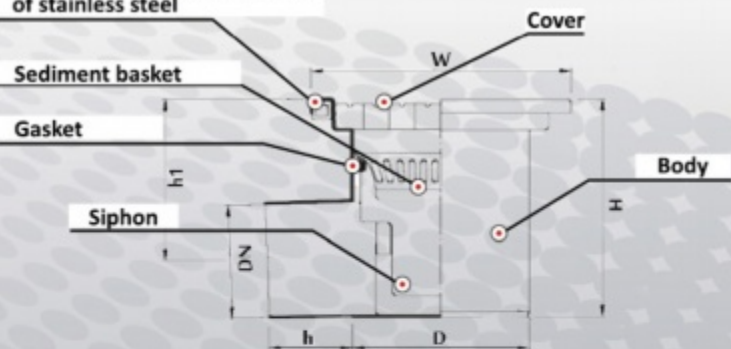
Featured by a large siphon  
 and variable diameters drain.

### ACCESSORIES:

- siphon/Trap
  - strainer
  - Grate
- (can choose: anti-slip mesh grating, ladder, plate and perforated sheet)

**2 years warranty**  
**on all Fletch Pro**  
**floor drains**

Strengthening the edge profile  
 of stainless steel



Symbol	W	H	h1	h	DN	D
FPro-200SQ-D050-H1	200x200	216	191	80	50	195
FPro-200SQ-D075-H1	200x200	216	178	80	75	195
FPro-200SQ-D110-H1	200x200	216	160	80	110	195
FPro-250SQ-D110-H1	250x250	230	160	80	110	195
FPro-300SQ-D160-H1	300x300	285	195	80	160	250
FPro-400SQ-D200-H1	400x400	335	240	80	200	350



**Professional Floor Drain**  
**Vertical**  
**Type: 2-modules**



**Fletch Pro Industrial**  
**FPro-SQ-D-V2**

DRAINAGE POINT SYSTEM



Available with square  
 Square top for easy installation plates.



High throughput and low  
 fluid waste.



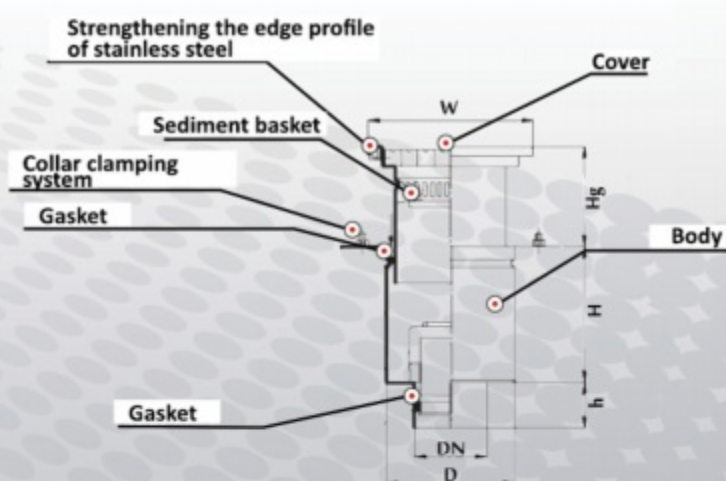
Featured by a large siphon  
 and variable diameters  
 drain.

### ACCESSORIES:

- siphon/Trap
- strainer
- Grate

(can choose: anti-slip mesh grating,  
 ladder, plate and perforated sheet)

**2 years warranty  
 on all Fletch Pro  
 floor drains**



Symbol	W	H	h	DN	D	Hg
FPro-200SQ-D050-V2	200x200	170	80	50	195	50-160
FPro-200SQ-D075-V2	200x200	170	80	75	195	50-160
FPro-200SQ-D110-V2	200x200	170	80	110	195	50-160
FPro-250SQ-D110-V2	250x250	170	80	110	195	50-160
FPro-300SQ-D160-V2	300x300	180	80	160	250	50-160
FPro-400SQ-D200-V2	400x400	280	80	200	350	50-160





**Professional Floor Drain**  
**Horizontal**  
**Type: 2-modules**



**Fletch Pro Industrial**  
**FPro-SQ-D-H2**

DRAINAGE POINT SYSTEM



Available with square  
 Square top for easy installa-  
 tion plates.



High throughput and low  
 fluid waste.

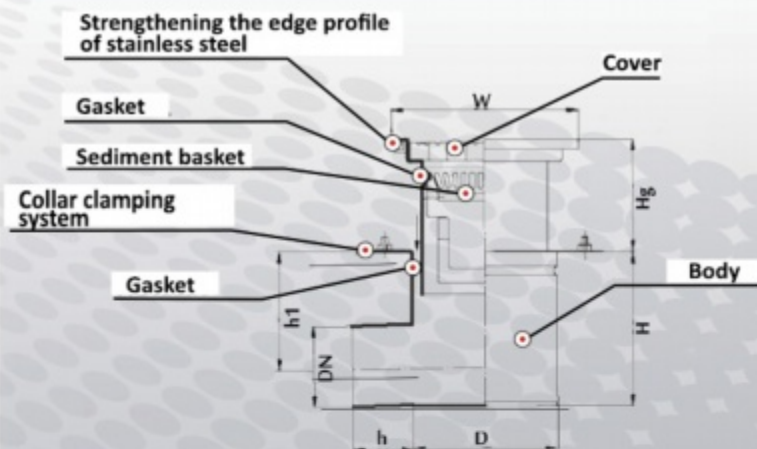


Featured by a large siphon and  
 variable diameters  
 drain.

### ACCESSORIES:

- siphon/Trap
  - strainer
  - Grate
- (can choose: anti-slip mesh grating,  
 ladder, plate and perforated sheet)

**2 years warranty  
 on all Fletch Pro  
 floor drains**



Symbol	W	H	h	h1	DN	D	Hg
FPro-200SQ-D050-H2	200x200	195	90	160	50	195	50-160
FPro-200SQ-D075-H2	200x200	195	90	145	75	195	50-160
FPro-200SQ-D110-H2	200x200	195	90	130	110	195	50-160
FPro-250SQ-D110-H2	250x250	195	90	130	110	195	50-160
FPro-300SQ-D160-H2	300x300	250	90	160	160	250	50-160
FPro-400SQ-D200-H2	400x400	290	90	180	200	350	50-160



## Fletcher FLOOR DRAINS

*Industrial*

### FLETCH SMART



Intelligent Fletch SMART drainage system we make from AISI 304 i AISI 316 stainless steel types.

In our catalogue are available in 2 standard Fletch Pro Floor Drains dimensions, we can make also this type of drainage system in almost every sizes.

### Standard sizes Fletch SMART Floor Drains:

- > Fletch Smart Industrial - FSm-SQ-D-V1 - Smart Floor Drain, Vertical, TYPE: 1-module
- > Fletch Smart Industrial - FSm-SQ-D-H1 - Smart Floor Drain, Horizontal, TYPE: 1-module

7

8



**Intelligent Floor Drain**  
**Vertical**  
**Type: 1-module**



**Fletch Smart *Industrial***

**FSm-SQ-D-V1**

DRAINAGE POINT SYSTEM



Available with square  
 Square top for easy installation plates.



It combines a good capacity  
 of liquid with good price.



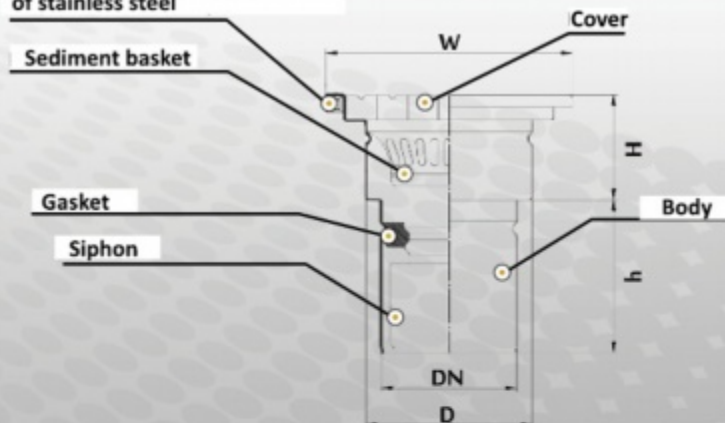
Reasonable hybrid solution  
 through the use of snap  
 cart.

### ACCESSORIES:

- siphon/Trap
  - strainer
  - Grate
- (can choose: anti-slip mesh grating,  
 ladder, plate and perforated sheet)

**2 years warranty  
 on all Fletch Pro  
 floor drains**

Strengthening the edge profile  
 of stainless steel



Symbol	W	H	h	DN	D
FSm-200SQ-D050-V1	200x200	85	125	50	135
FSm-200SQ-D075-V1	200x200	85	125	75	135
FSm-200SQ-D110-V1	200x200	85	125	110	135
FSm-250SQ-D110-V1	250x250	100	125	110	135
FSm-300SQ-D110-V1	300x300	100	125	110	135
FSm-400SQ-D110-V1	400x400	100	125	110	135





Intelligent Floor Drain  
Horizontal  
Type: 1-module



Fletch Smart *Industrial*

FSm-SQ-D-H1

DRAINAGE POINT SYSTEM



Available with square  
Square top for easy installation plates.



It combines a good capacity  
of liquid with good price.



Reasonable hybrid solution  
through the use of snap  
cart.

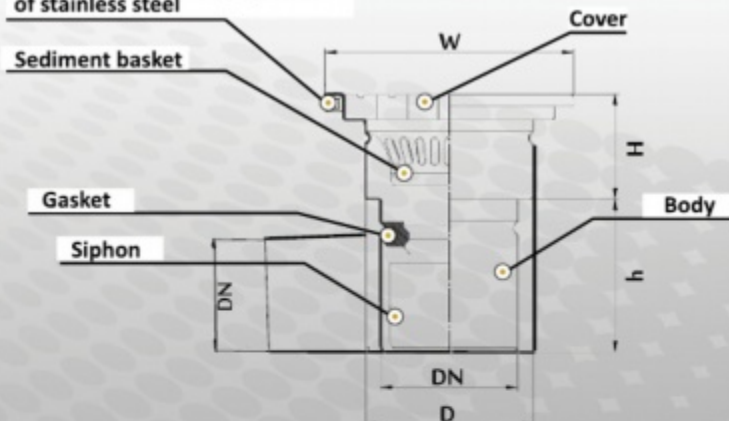
### ACCESSORIES:

- siphon/Trap
- strainer
- Grate

(can choose: anti-slip mesh grating,  
ladder, plate and perforated sheet)

**2 years warranty  
on all Fletch Pro  
floor drains**

Strengthening the edge profile  
of stainless steel



Symbol	W	H	h	DN	D
FSm-200SQ-D050-H1	200x200	85	125	50	135
FSm-200SQ-D075-H1	200x200	85	125	75	135
FSm-200SQ-D110-H1	200x200	85	125	110	135
FSm-250SQ-D110-H1	250x250	100	125	110	135
FSm-300SQ-D110-H1	300x300	100	125	110	135
FSm-400SQ-D110-H1	400x400	100	125	110	135



## Fletcher FLOOR DRAINS

*INDUSTRIAL - przemysłowe*

### FLETCH MINI



Economic Fletch Mini Floor drains we make from AISI 304 and AISI 316 stainless steel types.

In our catalogue are available in 12 standard Fletch Mini Floor Drains dimensions, we can make also this type of drainage system in almost every sizes.

### Standard sizes Fletch MINI Floor Drains:

- > Fletch Mini Industrial - FM-SQ-D110-V1 - Economic Floor Drain, Vertical, TYPE: 1-module
- > Fletch Mini Industrial - FM-SQ-D050/075-V1 - Economic Floor Drain, Vertical, TYPE: 1-module
- > Fletch Mini Industrial - FM-150SQ-D110-V1- Economic Floor Drain, Vertical, TYPE: 1-module
- > Fletch Mini Industrial - FM-150SQ-D050/075-V1- Economic Floor Drain, Vertical, TYPE: 1-module
- > Fletch Mini Industrial - FM-SQ-D110-H1- Economic Floor Drain, Horizontal, TYPE: 1-module
- > Fletch Mini Industrial - FM-SQ-D050/075-H1- Economic Floor Drain, Horizontal, TYPE: 1-module
- > Fletch Mini Industrial - FM-150SQ-D110-H1- Economic Floor Drain, Horizontal, TYPE: 1-module
- > Fletch Mini Industrial - FM-150SQ-D050/075-H1- Economic Floor Drain, Horizontal, TYPE: 1-module
- > Fletch Mini Industrial - FM-SQ-D-V2- Economic Floor Drain, Vertical, TYPE: 2-modules
- > Fletch Mini Industrial - FM-150SQ-D-V2- Economic Floor Drain, Vertical, TYPE: 2-modules
- > Fletch Mini Industrial - FM-SQ-D-H2- Economic Floor Drain, Horizontal, TYPE: 2-modules
- > Fletch Mini Industrial - FM-150SQ-D-H2- Economic Floor Drain, Horizontal, TYPE: 2-modules



Economic Floor Drain  
**Vertical**  
 Type: 1-module



**Fletch Mini Industrial**  
 FM-SQ-D110-V1

DRAINAGE POINT SYSTEM



Available with square  
 Square top for easy installation plates.



It has the capacity to allow  
 for smaller discharges of  
 liquid and solid waste.



In a great price for a smaller  
 size, and by using the strainer  
 basket instead of snap.

### ACCESSORIES:

- siphon/Trap
  - strainer
  - Grate
- (can choose: anti-slip mesh grating,  
 ladder, plate and perforated sheet)

**2 years warranty  
 on all Fletch Pro  
 floor drains**

Strengthening the edge profile  
 of stainless steel

Strainer

Gasket

Siphon

Cover

Body

±

DN

Symbol	W	H	DN
FM-200SQ-D110-V1	200x200	150	110
FM-250SQ-D110-V1	250x250	150	110
FM-300SQ-D110-V1	300x300	150	110





Economic Floor Drain

Vertical

Type: 1-module



Fletch Mini *Industrial*

FM-SQ-D<sup>050</sup><sub>075</sub>-V1

DRAINAGE POINT SYSTEM



Available with square Square top for easy installation plates.



It has the capacity to allow for smaller discharges of liquid and solid waste.



In a great price for a smaller size, and by using the strainer basket instead of snap.

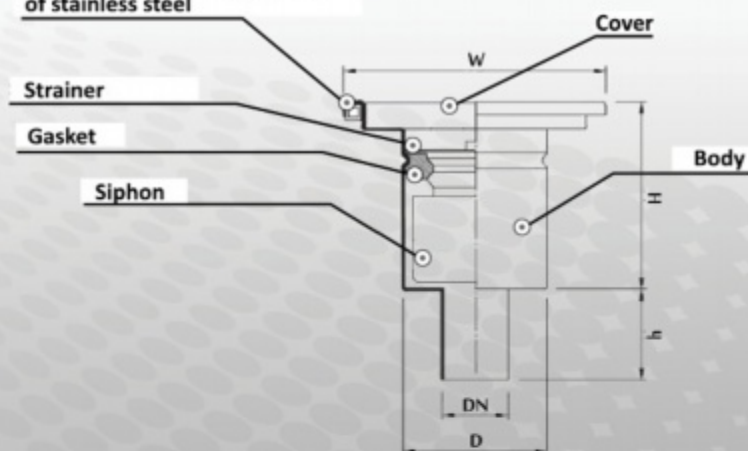
### ACCESSORIES:

- siphon/Trap
- strainer
- Grate

(can choose: anti-slip mesh grating, ladder, plate and perforated sheet)

**2 years warranty  
on all Fletcher Pro  
floor drains**

Strengthening the edge profile  
of stainless steel



Symbol	W	H	h	DN	D
FM-200SQ-D050-V1	200x200	150	60	50	110
FM-200SQ-D075-V1	250x250	150	60	75	110
FM-250SQ-D050-V1	300x300	150	60	50	110
FM-250SQ-D075-V1	200x200	150	60	75	110
FM-300SQ-D050-V1	250x250	150	60	50	110
FM-300SQ-D075-V1	300x300	150	60	75	110





Economic Floor Drain

Vertical

Type: 1-module



Fletch Mini *Industrial*  
FM-150SQ-D110-V1

DRAINAGE POINT SYSTEM



Available with square  
Square top for easy installation plates.



It has the capacity to allow  
for smaller discharges of  
liquid and solid waste.



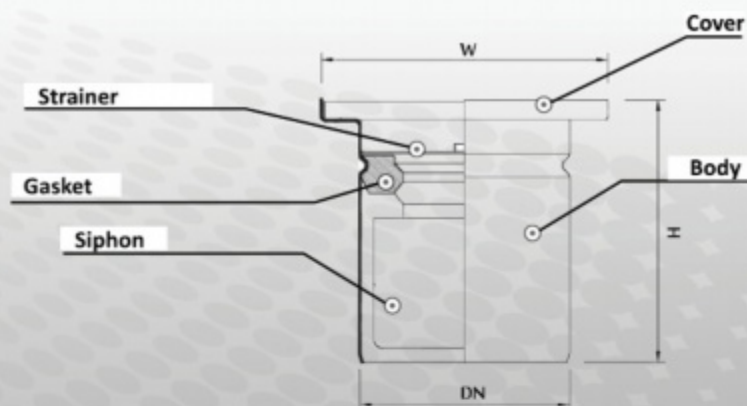
In a great price for a smaller  
size, and by using the strainer  
basket instead of snap.

### ACCESSORIES:

- siphon/Trap
- strainer
- Grate

(can choose: anti-slip mesh grating,  
ladder, plate and perforated sheet)

**2 years warranty  
on all Fletch Pro  
floor drains**



Symbol	W	H	DN
FM-150SQ-D110-V1	150x150	145	110



Economic Floor Drain

Vertical

Type: 1-module



Fletch Mini Industrial

FM-150SQ-D<sup>050</sup><sub>075</sub>-V1

DRAINAGE POINT SYSTEM



Available with square Square top for easy installation plates.



It has the capacity to allow for smaller discharges of liquid and solid waste.

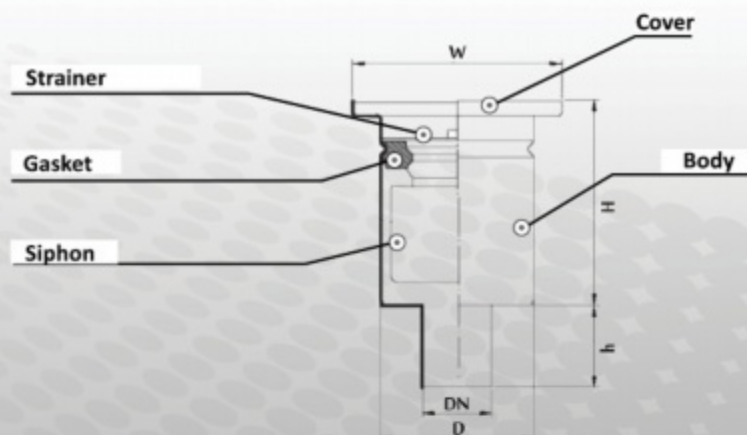


In a great price for a smaller size, and by using the strainer basket instead of snap.

### ACCESSORIES:

- siphon/Trap
  - strainer
  - Grate
- (can choose: anti-slip mesh grating, ladder, plate and perforated sheet)

**2 years warranty  
on all Fletcher Pro  
floor drains**



Symbol	W	H	h	DN	D
FM-150SQ-D050-V1	150x150	145	60	50	110
FM-150SQ-D075-V1	150x150	145	60	75	110





Economic Floor Drain  
Horizontal  
Type: 1-module



**Fletch Mini Industrial**  
FM-SQ-D110-H1

DRAINAGE POINT SYSTEM



Available with square Square top for easy installation plates.



It has the capacity to allow for smaller discharges of liquid and solid waste.



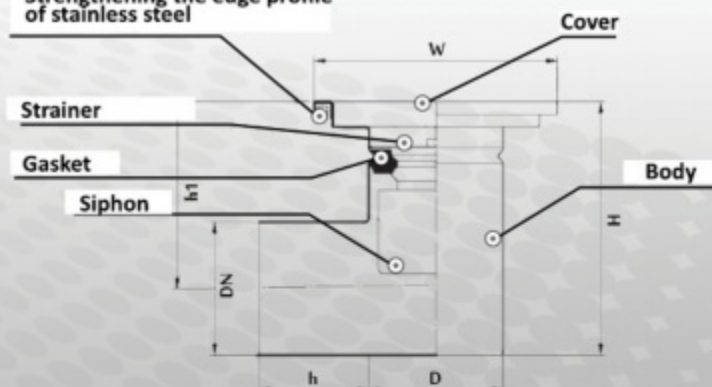
In a great price for a smaller size, and by using the strainer basket instead of snap.

### ACCESSORIES:

- siphon/Trap
  - strainer
  - Grate
- (can choose: anti-slip mesh grating, ladder, plate and perforated sheet)

**2 years warranty**  
on all **Fletch Pro**  
floor drains

Strengthening the edge profile of stainless steel



Symbol	W	H	h1	h	DN	D
FM-200SQ-D110-H1	200x200	200	155	80	110	110
FM-250SQ-D110-H1	250x250	200	155	80	110	110
FM-300SQ-D110-H1	300x300	200	155	80	110	110

**Economic Floor Drain**  
**Horizontal**  
**Type: 1-module**



**Fletch Mini Industrial**

FM-SQ-D<sup>050</sup><sub>075</sub>-H1

DRAINAGE POINT SYSTEM



Available with square  
 Square top for easy installation plates.



It has the capacity to allow  
 for smaller discharges of  
 liquid and solid waste.



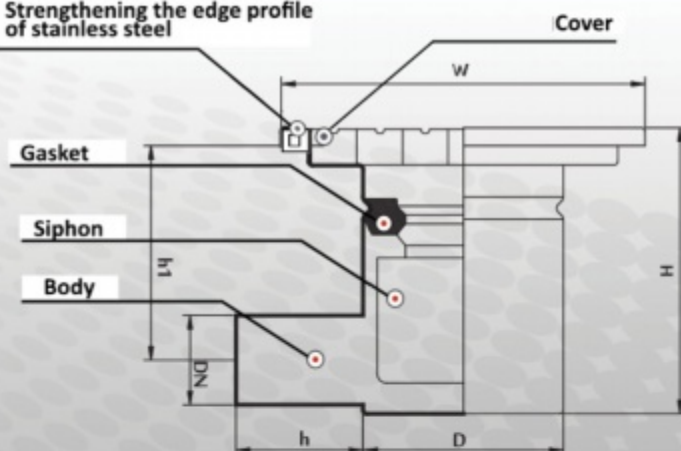
In a great price for a smaller  
 size, and by using the strainer  
 basket instead of snap.

### ACCESSORIES:

- siphon/Trap
  - strainer
  - Grate
- (can choose: anti-slip mesh grating,  
 ladder, plate and perforated sheet)

**2 years warranty  
 on all Fletch Pro  
 floor drains**

Strengthening the edge profile  
 of stainless steel



Symbol	W	H	h1	h	DN	D
FM-200SQ-D050-H1	200x200	150	125	90	50	110
FM-200SQ-D075-H1	200x200	150	113	90	75	110
FM-250SQ-D050-H1	250x250	150	125	90	50	110
FM-250SQ-D075-H1	250x250	150	113	90	75	110
FM-300SQ-D050-H1	300x300	150	125	90	50	110
FM-300SQ-D075-H1	300x300	150	113	90	75	110





Economic Floor Drain  
**Horizontal**  
**Type: 1-module**



**Fletch Mini Industrial**  
**FM-150SQ-D110-H1**

DRAINAGE POINT SYSTEM



Available with square  
Square top for easy installation plates.



It has the capacity to allow  
for smaller discharges of  
liquid and solid waste.

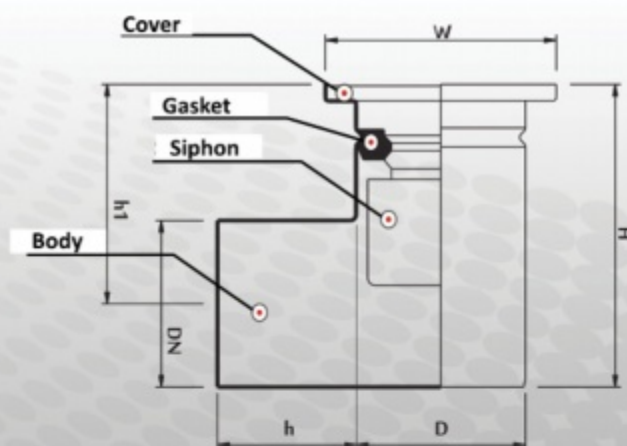


In a great price for a smaller  
size, and by using the strainer  
basket instead of snap.

#### ACCESSORIES:

- siphon/Trap
  - strainer
  - Grate
- (can choose: anti-slip mesh grating,  
ladder, plate and perforated sheet)

**2 years warranty  
on all Fletch Pro  
floor drains**



Symbol	W	H	h1	h	DN	D
FM-150SQ-D110-H1	150x150	190	135	80	110	110



Economic Floor Drain

Horizontal

Type: 1-module



Fletch Mini *Industrial*

FM-150SQ-D<sup>050</sup><sub>075</sub>-H1

DRAINAGE POINT SYSTEM



Available with square Square top for easy installation plates.



It has the capacity to allow for smaller discharges of liquid and solid waste.



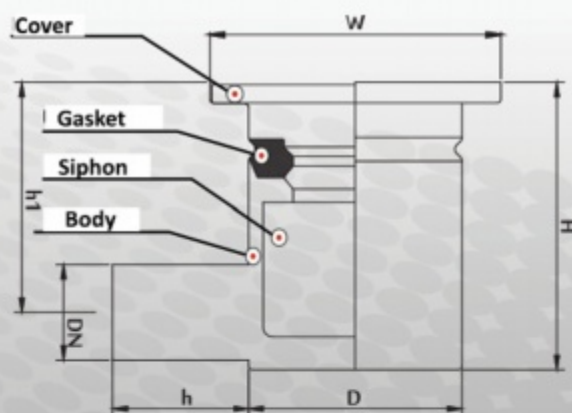
In a great price for a smaller size, and by using the strainer basket instead of snap.

### ACCESSORIES:

- siphon/Trap
- strainer
- Grate

(can choose: anti-slip mesh grating, ladder, plate and perforated sheet)

**2 years warranty  
on all Fletch Pro  
floor drains**



Symbol	W	H	h1	h	DN	D
FM-150SQ-D050-H1	150x150	145	120	80	50	110
FM-150SQ-D075-H1	150x150	145	108	80	75	110



Economic Floor Drain

Vertical

Type: 2-modules



Fletch Mini Industrial

FM-SQ-D-V2

DRAINAGE POINT SYSTEM



Available with square Square top for easy installation plates.



It has the capacity to allow for smaller discharges of liquid and solid waste.



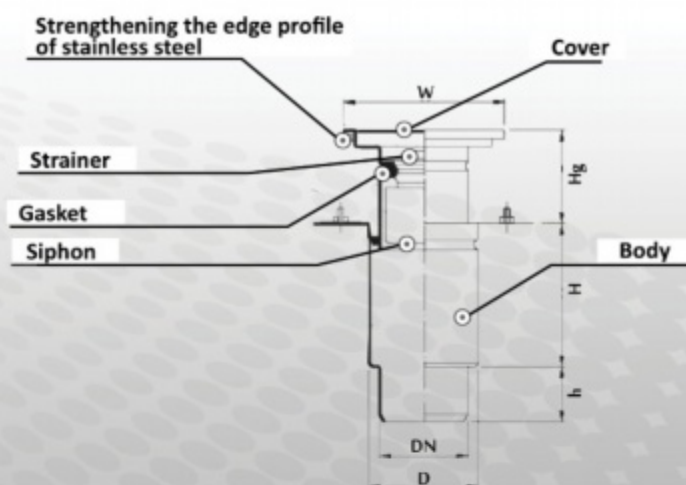
In a great price for a smaller size, and by using the strainer basket instead of snap.

### ACCESSORIES:

- siphon/Trap
- strainer
- Grate

(can choose: anti-slip mesh grating, ladder, plate and perforated sheet)

**2 years warranty  
on all Fletch Pro  
floor drains**



Symbol	W	H	Hg	h	DN	D
FM-200SQ-D050-V2	200x200	140	50-120	80	50	135
FM-200SQ-D075-V2	200x200	140	50-120	80	75	135
FM-200SQ-D110-V2	200x200	140	50-120	80	110	135
FM-250SQ-D110-V2	250x250	140	50-120	80	110	135
FM-300SQ-D110-V2	300x300	140	50-120	80	110	135



Economic Floor Drain

Vertical

Type: 2-modules



Fletch Mini *Industrial*

FM-150SQ-D-V2

DRAINAGE POINT SYSTEM



Available with square  
Square top for easy installation plates.



It has the capacity to allow  
for smaller discharges of  
liquid and solid waste.

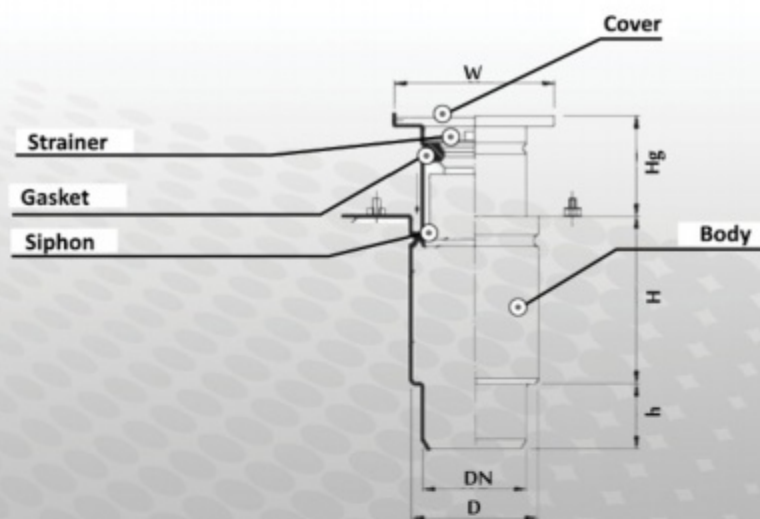


In a great price for a smaller  
size, and by using the strainer  
basket instead of snap.

### ACCESSORIES:

- siphon/Trap
  - strainer
  - Grate
- (can choose: anti-slip mesh grating, ladder, plate and perforated sheet)

**2 years warranty  
on all Fletch Pro  
floor drains**



Symbol	W	H	Hg	h	DN	D
FM-150SQ-D050-V2	150x150	140	50-120	80	50	135
FM-150SQ-D075-V2	150x150	140	50-120	80	75	135
FM-150SQ-D110-V2	150x150	140	50-120	80	110	135



**Economic Floor Drain**  
**Horizontal**  
**Type: 2-modules**



**Fletch Mini Industrial**

**FM-SQ-D-H2**

**DRAINAGE POINT SYSTEM**



Available with square  
Square top for easy installa-  
tion plates.



It has the capacity to allow  
for smaller discharges of  
liquid and solid waste.

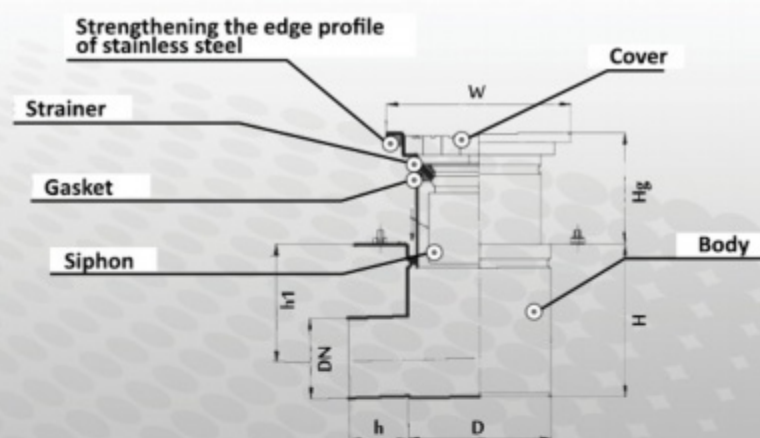


In a great price for a smaller  
size, and by using the stra-  
iner basket instead of snap.

**ACCESSORIES:**

- siphon/Trap
  - strainer
  - Grate
- (can choose: anti-slip mesh grating,  
ladder, plate and perforated sheet)

**2 years warranty  
on all Fletch Pro  
floor drains**



Symbol	W	H	Hg	h1	h	DN	D
FM-200SQ-D050-H2	200x200	140	50-120	110	60	50	135
FM-200SQ-D075-H2	200x200	140	50-120	97	60	75	135
FM-200SQ-D110-H2	200x200	140	50-120	125	60	110	135
FM-250SQ-D110-H2	250x250	140	50-120	125	60	110	135
FM-300SQ-D110-H2	300x300	140	50-120	125	60	110	135



Economic Floor Drain  
Horizontal  
Type: 2-modules



Fletch Mini *Industrial*  
FM-150SQ-D-H2

DRAINAGE POINT SYSTEM



Available with square  
Square top for easy installation plates.



It has the capacity to allow  
for smaller discharges of  
liquid and solid waste.



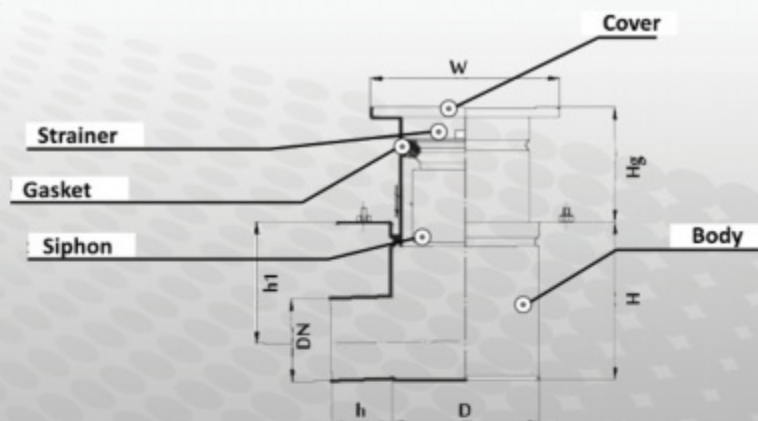
In a great price for a smaller  
size, and by using the strainer  
basket instead of snap.

### ACCESSORIES:

- siphon/Trap
- strainer
- Grate

(can choose: anti-slip mesh grating,  
ladder, plate and perforated sheet)

**2 years warranty  
on all Fletch Pro  
floor drains**



Symbol	W	H	Hg	h1	h	DN	D
FM-150SQ-D050-H2	150x150	140	50-120	110	60	50	135
FM-150SQ-D075-H2	150x150	140	50-120	97	60	75	135
FM-150SQ-D110-H2	150x150	140	50-120	125	60	110	135



# FLETCH CHANNELS

## Fletcher INDUSTRIAL CHANNELS

*Line Drainage System*

### Fletch Industrial Channels



Fletch INDUSTRIAL CHANNELS are made of AISI304 or AISI316 stainless steel and are designed to collect water from the floor surface and discharge it to the sewer system.

Fletch INDUSTRIAL CHANNELS are used in food and building industry.

This type of drainage is manufactured in a wide choice of sizes and shapes. They are in accordance with the approved by the customer technical drawing.

Fletch Industrial Channels

### Fletch INDUSTRIAL CHANNELS:

- > Cross-sections and types of Industrial Channels
- > Covers
- > Edge finish
- > Examples of Fletch Industrial Channels

21

22

23

24



## Fletcher LINE DRAINAGE SYSTEMS

## FLETCH CHANNELS

### Cross-sections and types of Industrial Channels

## DRAINAGE LINE SYSTEM



**Fletch Channels Industrial** are made of AISI304 or AISI316 stainless steel and are designed to collect water from the floor surface and discharge it to the sewer system.

Fletch **INDUSTRIAL CHANNELS** are used in food and building industry.

This type of drainage is manufactured in a wide choice of sizes and shapes. They are in accordance with the approved by the customer technical drawing.

#### EXAMPLE OF MARKING THE CATALOG:

**Fletch CHANNEL INDUSTRIAL  
S200-1000-1xFM-D110-V1-K30**

CHANNELS  
WIDTH

CHANNELS  
LENGTH

NUMBER AND TYPE  
OF DRAIN

Value that specifies the target type of the channel is the **correct width**.

The width of the channels produced is **150 [mm] 500 [mm]**.

Drainage channels are made as standard of stainless steel **AISI 304** and **AISI 316**.



Discharge large amounts of water



Free configuration and bonding the next modules



Hygienic product -  
- Easy and fast cleaning

### Due to the cross-section we distinguish 3 TYPES OF **FLETCH CHANNELS INDUSTRIAL:**

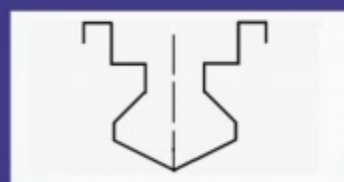
#### I. CONICAL BOTTOM



#### II. STANDARD BOTTOM



#### III. OMEGA BOTTOM







## Fletcher LINE DRAINAGE SYSTEMS

# FLETCHER CHANNELS

DRAINAGE LINE SYSTEM

## Covers



### CHANNEL WITH MESH COVER

- anti-slip grating
- drainage of very large water discharges
- commonly used in load class **A15**  
(Foot traffic)



### CHANNEL WITH PLATE COVER

- aesthetic cover plate
- drainage of large water discharges
- commonly used in load classes **B125-D400** (increased traffic Wheelchair trucks, other vehicles heavy type)




### CHANNEL WITH LADDER COVER

- load-bearing
- drainage of very large water discharges
- commonly used in load classes **B125-D400** (increased traffic Wheelchair trucks, other vehicles heavy type)

## FACTORS AFFECTING SELECTION OF THE APPROPRIATE COVER

### PLACE OF INSTALLATION AND NUMBER water discharges

The specificity of the installation site requires the discharge of specific amounts of water and liquid waste. Eg. Kitchens and car washes - usually use grating or ladder to be able to drain water into the sewage system in the corresponding time unit.



### LOAD CLASS [A15 - D400]

Technical conditions, the strength of the product load weights affect the selection of the cover. Eg. Mesh cover can be used only with pedestrian traffic [class A15], and the plate and ladder with appropriate reinforcement of the structure, even in the classroom D400 (heavy traffic).



### ANTI-SLIP PROPERTY

The standards and requirements for safety and construction pay attention to maintaining adequate security in each product, which is a component of the investment. Therefore covers the mesh has a non-slip feature, allowing you to avoid accidents in kitchens and rooms with wet floor.



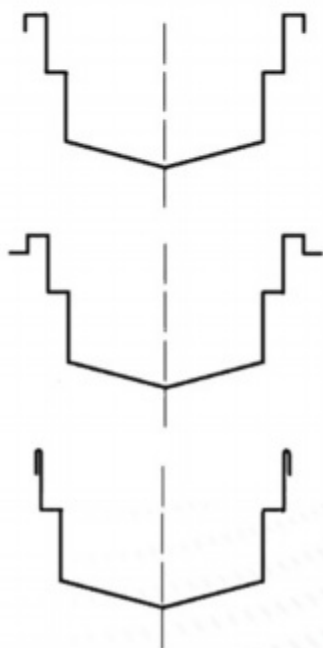


**Fletcher  
LINE  
DRAINAGE SYSTEMS**

**FLETCH CHANNELS**

DRAINAGE LINE SYSTEM

**Edges finish**



**STANDARD eversion RIVERSIDES DOWN**



**Eversion OVERFLOW THE PLATE**

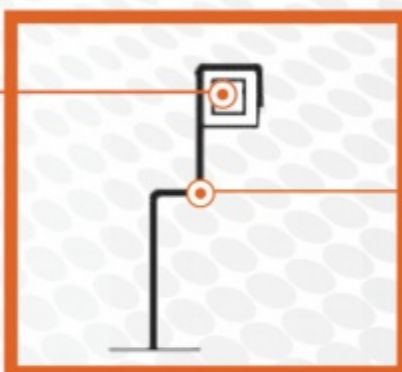


**IN SHARP EDGES**

**STRENGTHENING THE CONSTRUCTION OF EDGES**



Stainless steel reinforcement profile



Edge of  
**Fletch Channel Industrial**



**ACCESSORIES:**

(AVAILABLE WITH Fletch CHANNELS INDUSTRIAL)

- Screw rectification
- Anchoring elements
- Cover

*Screws and anchors allow parts properly leveled drainage and plant them in concrete.*

*The standard channels Fletch INDUSTRIAL CHANNELS are made with a decrease in the bottom of a standard 1%.*






**Fletcher  
LINE  
DRAINAGE SYSTEMS**

**FLETCHER CHANNELS**

**Examples of 3 models  
Fletch Channel Industrial  
and with MESH COVERS**

DRAINAGE LINE SYSTEM



*Standard channels are produced in a wide selection of sizes and shapes. They are carried out in accordance with approved by the customer technical drawing, which arises as a result of cooperation with customer engineers **FLETCHER**.*

*We use a standard sheet steel **AISI304** or **AISI316**.*

# FLETCH CHANNELS

## Fletcher **SLOT CHANNELS**

*Line Drainage System*

### Fletch Slot Channels



Fletch SLOT CHANNELS are made of AISI304 or AISI316 stainless steel and are designed to collect water from the floor surface and discharge it to the sewer system.

Fletch Slot are used everywhere where it is not required high hydraulic performance. This types of drainage are use in food and building industry, in hospitals, etc.

Fletch Slot Channels

### Fletch **SLOT CHANNELS :**

- > Cross-sections and types of Slot Channels
- > Edge finish

25

26




## Fletcher SLOT CHANNELS

## FLETCH CHANNELS

DRAINAGE LINE SYSTEM

### Cross-sections and types of Slot Channels



Very good fit with the architecture of investments



Do not have the additional grid covering

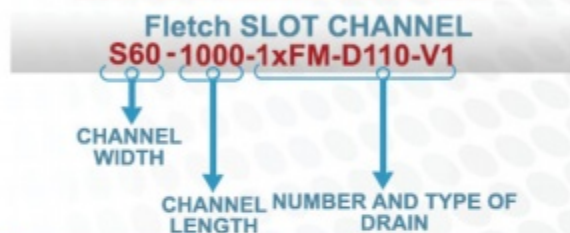


Economic, cheaper solution

**Fletch SLOT CHANNELS** are made of AISI304 or AISI316 stainless steel and are designed to collect water from the floor surface and discharge it to the sewer system.

**Fletch Slot** are used everywhere where it is not required high hydraulic performance. This types of drainage are use in food and building industry, in hospitals, etc.

#### EXAMPLE OF MARKING THE CATALOG:



Value that specifies the Target type of the channel is the **correct length**.

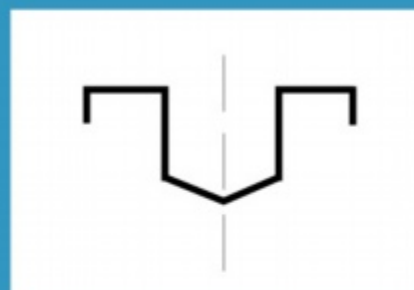
The width of the channels produced is a constant and is **60 [mm]**.

Drainage channels are made as standard of stainless steel **AISI 304** and **AISI 316**.

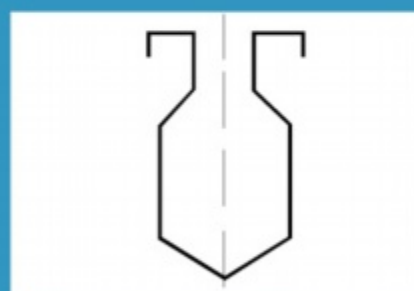
Due to the cross-section we have  
2 Types of

### Fletch SLOT CHANNELS:

#### I. STANDARD SLOT CHANNEL


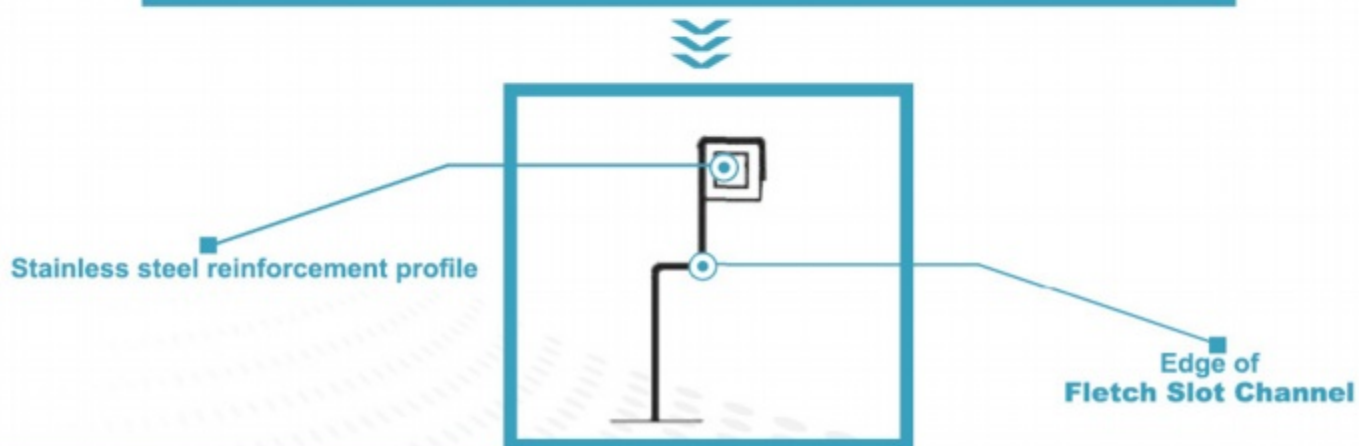


#### II. OMEGA SLOT CHANNEL





## STRENGTHENING THE CONSTRUCTION OF EDGES



### ACCESSORIES:

(AVAILABLE WITH Fletcher SLOT CHANNEL)

- Screw rectification
- Anchoring elements

Screws and anchors allow parts properly leveled drainage and embed them in concrete.

The standard channels Fletcher SLOT CHANNELS are made from the original channels 65mm depth and loss of the bottom of the 0.5% -1%.

# FLETCH RODDING EYES

## Fletcher **RODDING EYES**

*Point Drainage System*

### Fletch Rodding Eyes



Fletch RODDING EYES are elements drains are used in industrial facilities. Rodding Eyes enable fast, efficient and extremely easy access to the sewage system and underfloor gives you the opportunity to maintain a pure product through easy cleaning of the body. Revisions are made of AISI304 or AISI316 stainless steel.

### Fletch RODDING EYES :

- > Rodding eyes with covers
- > Types of covers
- > Revisions to the filling

27

28

29



## Fletcher RODDING EYES

## FLETCH RODDING EYES

DRAINAGE POINT SYSTEM

### Rodding Eyes with covers



Excellent corrosion resistance



Stop-odor effect



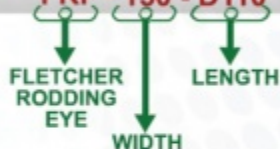
Dimension offered revision is flexible and adapted to the diameter of the sewer

**Fletch RODDING EYES** are elements drains are used in industrial facilities. Rodding Eyes enable fast, efficient and extremely easy access to the sewage system and underfloor gives you the opportunity to maintain a pure product through easy cleaning of the body. Revisions are made of **AISI304 or AISI316 stainless steel**.

There are two types of rodding eyes covers: smooth and grooved. Finish the edge enables development in any type of floor covering.

EXAMPLE OF MARKING THE CATALOG:

### Fletch RODDING EYES FRP - 150 - D110



Part of the continuing tightness and which prevents leakage of water and waste is small GASKET, mounted between the bolt-cover and the housing.

Finish the edges allows development in any type of floor.

### Fletch rodding EYES 6 STANDARD SIZES:

Symbol	W	H	DN
FRP-150-D110	150x150	150	110
FRP-200-D110	200x200	150	110
FRP-200-D160	200x200	150	160
FRP-250-D160	250x250	150	160
FRP-250-D200	250x250	150	200
FRP-300-D200	300x300	150	200

### ACCESSORIES:

- screw
- Plate (smooth or grooved)





## Fletcher RODDING EYES

FLETCHER



RODDING EYES

DRAINAGE POINT SYSTEM

### Types of covers



#### RODDING EYES WITH SMOOTH COVERS

- usually used in load class **L15-M125** (foot traffic - heavy traffic)



#### RODDING EYES WITH GROOVED COVERS

- anti-slip
- commonly used in the class load **L15** (foot traffic)

## SELECTION OF THE APPROPRIATE COVER



### CLASS LOAD [L15 - M125]



Technical conditions, the strength of the product load weights affect the selection of the cover. Eg. Cover grooved may be used only with pedestrian traffic [class L15], and smooth with an appropriate strengthening of the structure, even in the classroom M125 (heavy traffic).

### ANTI-SLIP PROPERTY



The standards and requirements for safety and construction pay attention to maintaining adequate security in each product, which is a component of the investment. Therefore, the cover has a grooved anti-slip feature, allowing you to avoid accidents in rooms with wet floor.



## Fletcher RODDING EYES

## FLETCH RODDING EYES

DRAINAGE POINT SYSTEM

### Revisions to the filling



The perfect product for those who prefer a nice, uniform design floors, thanks to the ability to adapt to fill their needs.



Stop-odor effect



Dimension offered revision is flexible and adapted to the diameter of the sewer

**Fletch RODDING EYES** are elements drains are used in industrial facilities. Rodding Eyes enable fast, efficient and extremely easy access to the sewage system and underfloor gives you the opportunity to maintain a pure product through easy cleaning of the body. Revisions are made of **AISI304** or **AISI316** stainless steel.

#### EXAMPLE OF MARKING THE CATALOG:

### Fletch RODDING EYES FRPW- 200 - D110



Part of the continuing tightness and which prevents leakage of water and waste is small **GASKET**, mounted between the bolt-cover and the housing.

Finish the edges allows development in any type of floor.

### Fletch rodding EYES 5 STANDARD SIZES:

Symbol	W	H	DN
FRPW-200-D110	200x200	150	110
FRPW-200-D160	200x200	150	110
FRPW-250-D160	250x250	150	160
FRPW-250-D200	250x250	150	160
FRPW-300-D200	300x300	150	200

### ACCESSORIES:

- screw



# FLETCH FURNITURES

## Fletcher FURNITURES

*Stainless steel products*



**Fletch Furnitures**



We produce the highest quality stainless steel furnitures. Able to execute orders on dimensions standard and we design the furniture of unusual shapes and dimensions.

We also offer professional advice of experienced professionals in the industry and we provide prompt delivery.

### **Fletch FURNITURES :**

- > Standard wardrobes
- > Partitioning tables
- > Tables with sinks

30

31

32



**Fletcher  
FURNITURES**

**FLETCH FURNITURES**

STAINLESS STEEL  
PRODUCTS

**Standard  
wardrobes**



Excellent corrosion resistance



Solid, durable product



Dimension offered cabinet is flexible and possible to modification

#### 4 STANDARD wardrobes sizes - - Fletch FURNITURES-WARDROBES:

EXAMPLE OF MARKING THE CATALOG:  
**Fletch FURNITURES-WARDROBE**

**FSz - 800 - 180**  
↓      ↓  
FLETCHER      LENGTH  
Wardrobe      ↓  
                    WIDTH

**STANDARD Wardrobes stainless steel for applications in food-service and food processing plants.**

Symbol	W	D	H
FSz-80-180	800	500	1800
FSz-80-210	800	500	2100
FSz-100-180	1000	500	1800
FSz-100-210	1000	500	2100

#### **ACCESSORIES:**

- Mounting bracket



**Partitioning tables**



Excellent corrosion resistance



Solid, durable productt



Dimension offered cabinet is flexible and possible to modification



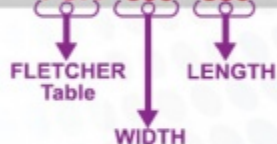
**4 standard sizes**

**- Fletch FURNITURES-TABLES:**

EXAMPLE OF MARKING THE CATALOG:

**Fletch FURNITURES-TABLE**

**FSR - 600 - 850**



**Partitioning tables made of stainless steel for use in catering establishments and meat processing plants and food processing.**

Symbol	W	D	H
FSR-60-85	600	500	850
FSR-70-85	700	600	850
FSR-80-85	800	600	850
FSR-90-85	900	600	850

**ACCESSORIES:**

**- Mounting hanger butchers**



**Fletcher  
FURNITURES**

**FLETCH FURNITURES**

**STAINLESS STEEL  
PRODUCTS**

**Tables with sinks**



Excellent corrosion resistance



Solid, durable product



Dimension offered cabinet is flexible and possible to modification

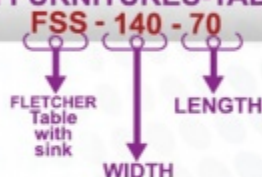


**4 STANDARD table-sinks sizes -  
- Fletch FURNITURES-TABLE-SINKS:**

Symbol	W	D	H
FSS-140-70	1400	700	850
FSS-160-70	1600	700	850
FSS-180-70	1800	700	850
FSS-200-70	2000	700	850

PRZYKŁADOWE OZNACZENIE KATALOGOWE:

**Fletch FURNITURES-TABLE-SINK**



**TABLES WITH SINKS** in stainless steel for use in catering establishments and meat processing plants and food processing.

#### **ACCESSORIES:**

- Mounting drainer
- Possible purchase with siphons



- ▶ *The new line of grooves and channels on the market - **Fletch PRO***
- ▶ *Excellent range of drainage system*
- ▶ *Custom steel products under the order*



***SALES DEPARTMENT:***

**Tel. +48 511-700-626**

**[biuro@fletcher.pl](mailto:biuro@fletcher.pl)**

**[techniczny@fletcher.pl](mailto:techniczny@fletcher.pl)**